

1. Applicable car model as below:

2008-2012 BMW CIC System, 5/7 series, X5, X6

2. How to Install the camera interface

Noted : please detach the parts cautiously for avoiding original accessories in damage.




1.Pry out air outlet panel carefully.




2..Pry out air condition panel cable



3.Open the head unit



4.connected cable between video interface and original car



5.pry out the pink cable from original car and connected to LVDS-out put(see picture)




6.refer to the picture



7. refer to the picture

3. How to set dial switch:

Picture of Dial switches:		
Dial switch number	Status of the dial switch	Car model switch
1	ON	CIC, BMW 3 series
2	ON	
1	OFF	BMW X1, X5
2	ON	
1	ON	BMW 5/7 series
2	OFF	
1	OFF	BMW X3
2	OFF	

