

# Installation Guide

## Steering wheel control Interface


CTHVX01 - Vauxhall/Opel Astra 2010>  
 CTHVX02 - Vauxhall/Opel Insignia 2010>  
 CTHCV01 - Chevrolet Cruze 2008>




1 Remove original head unit




2 Aftermarket head unit



3


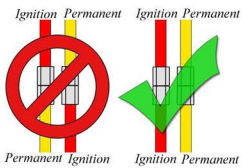


4



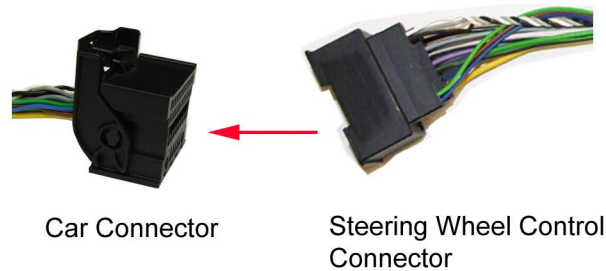
A - Cut and insulate this loop for vehicles with 4 line dash display only  
 B - Connect speaker to slot in facia plate

5



A Pink Wire	- Speedpulse
B Purple/White Wire	- Reverse
C Yellow/Black Wire	- Tel Mute
D Green Wire	- Park Brake

6




Car Connector

Steering Wheel Control Connector

7

Complete installation of the aftermarket head unit



The Interface has various functions so here is a list of them all:  
Press Wheel IN/SRC - Enter Menu & Select once in Menu & SOURCE in Radio operation.  
VOL +/VOL - Works just the same  
Wheel UP/DOWN - navigate menu up/down & seek up/down in Radio operation  
HANG-UP/MUTE - Back in menu & Mute in Radio operation



This is the first screen of the menu, you can make any selection you wish from here but for this demonstration I'll change the Logo and return to the Menu.



Now if you press DOWN on the wheel the highlighted item will change to the one below. This is the Menu you get once I've pressed the down button.



I've now pressed DOWN on the WHEEL again to highlight the LOGO SELECT on the menu which is the one I require.





Now you have the correct one selected on the Menu screen press IN on the SRC/WHEEL to go into the LOGO SELECT settings.



Now you can scroll UP/DOWN on the SRC/WHEEL to select the required setting you want to appear on the display. For this test I've selected VAUXHALL on the display so I've pressed Down once on the Wheel and then you press IN on the SRC/WHEEL to select the option as active.



Once you have selected the option you require then to go back to the main menu you press PHONE HANG-UP/MUTE, this will return you to the previous menu.



The same actions are applied to whatever menu you wish to change, If you wish to watch a demonstration video then go to:  
[http://www.youtube.com/watch?v=20S4oJi\\_9zg](http://www.youtube.com/watch?v=20S4oJi_9zg)